

## EV2 - MM53 • Kit Information

10' x 10' INLINE • Total height 7'8"

### KIT AS SHOWN INCLUDES

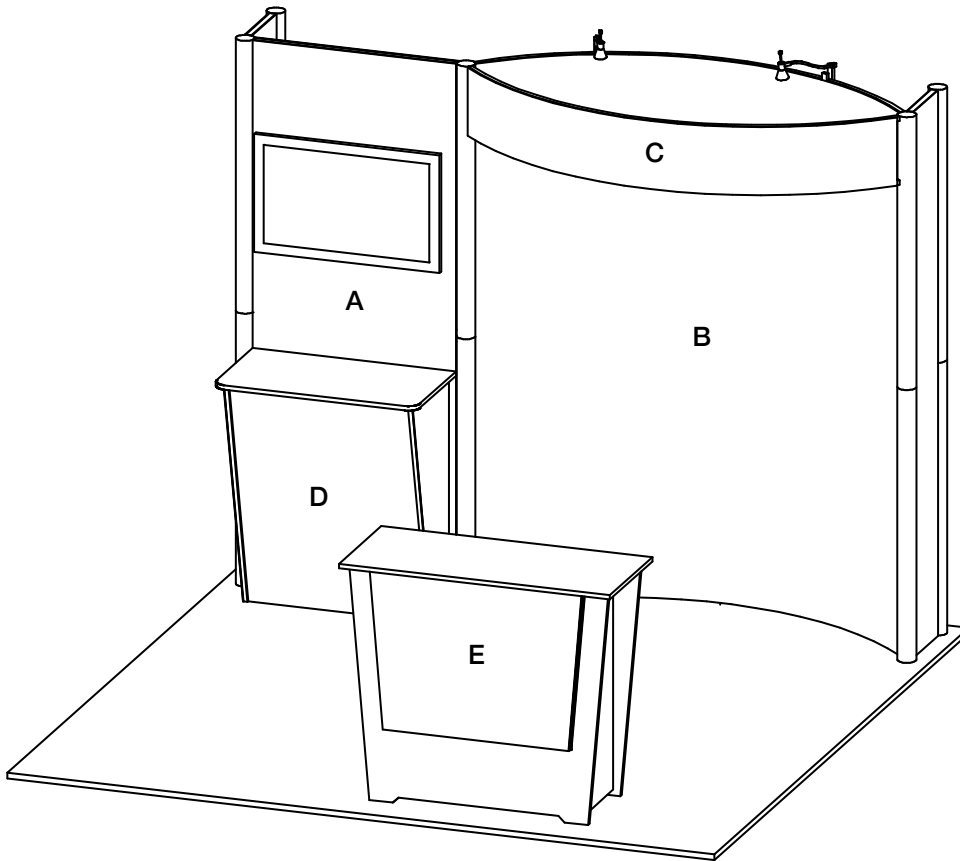
- (1) In-wall monitor mount accommodates up to 42" w monitor. Height is not adjustable, position may vary based on your model.
  - (1) Concave fabric mural graphic with convex flexible header graphic
  - (2) Arm lights.
  - (1) "EV2" wall counter, 34.5" w x 21" d black laminate top, white laminate sides.
  - (1) "EV2" standalone counter, 46" w x 20" d black laminate top, silhouette lit front graphic, choice of sintra sides or graphics.
- Configuration is reversible left to right.

CHOICE of black, white or gray sintra provided standard for all solid infill walls that do not have graphics, unless described otherwise.

\* White laminate standard for EV2 Wall Counter sides. Front may be choice of sintra colors or printed graphic.

• White laminate standard for EV2 Standalone Counter front. Sides may be choice of sintra colors or printed rigid graphic.

Consult your account rep for options. Additional elements, merchandising and graphics are available.




### STANDARD GRAPHICS PACKAGE

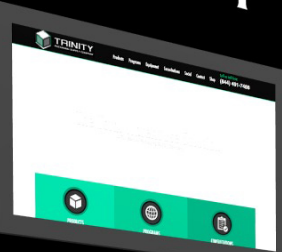
- A. - (1) 34.5" w x 92" h, rigid. Bottom 40" of graphic will be obscured by counter. Monitor position may vary based on your model.
- B. - (1) 80" w x 91.5" h, fabric. (Please keep critical images out of top 14".)
- C. - (1) 81" w x 11.5" h, flexible.
- D. - (1) 30.5" w x 40" h, standard or backlit graphic front, flexible, fabric or rigid. \* White solid standard.
- E. - (1) 36" w x 26.5" h, rigid. Profile cut, silhouette lit at bottom and sides. Refer to template provided.

**KIT PACKAGE PRICING DOES NOT INCLUDE chairs, benches, tables, computers, monitors/cables, and carpet. Additional elements, merchandising and graphics are available through your account representative.**

**Please follow our graphic file submission guidelines for all printed elements to avoid resubmission requests and delay. Allow at least 10 business days for graphic production.**




TRINITY




YOUR TOTAL WAREHOUSE SOLUTIONS

PROGRAMS WE OFFER  
SUPPLYING SPL'S SINCE 2010




**TRINITY**



YOUR TOTAL WAREHOUSE SOLUTION

**PROGRAMS WE OFFER**

SUPPLYING 3PL'S SINCE 2010



**TRINITY**  
PACKAGING SUPPLY



TRINITY

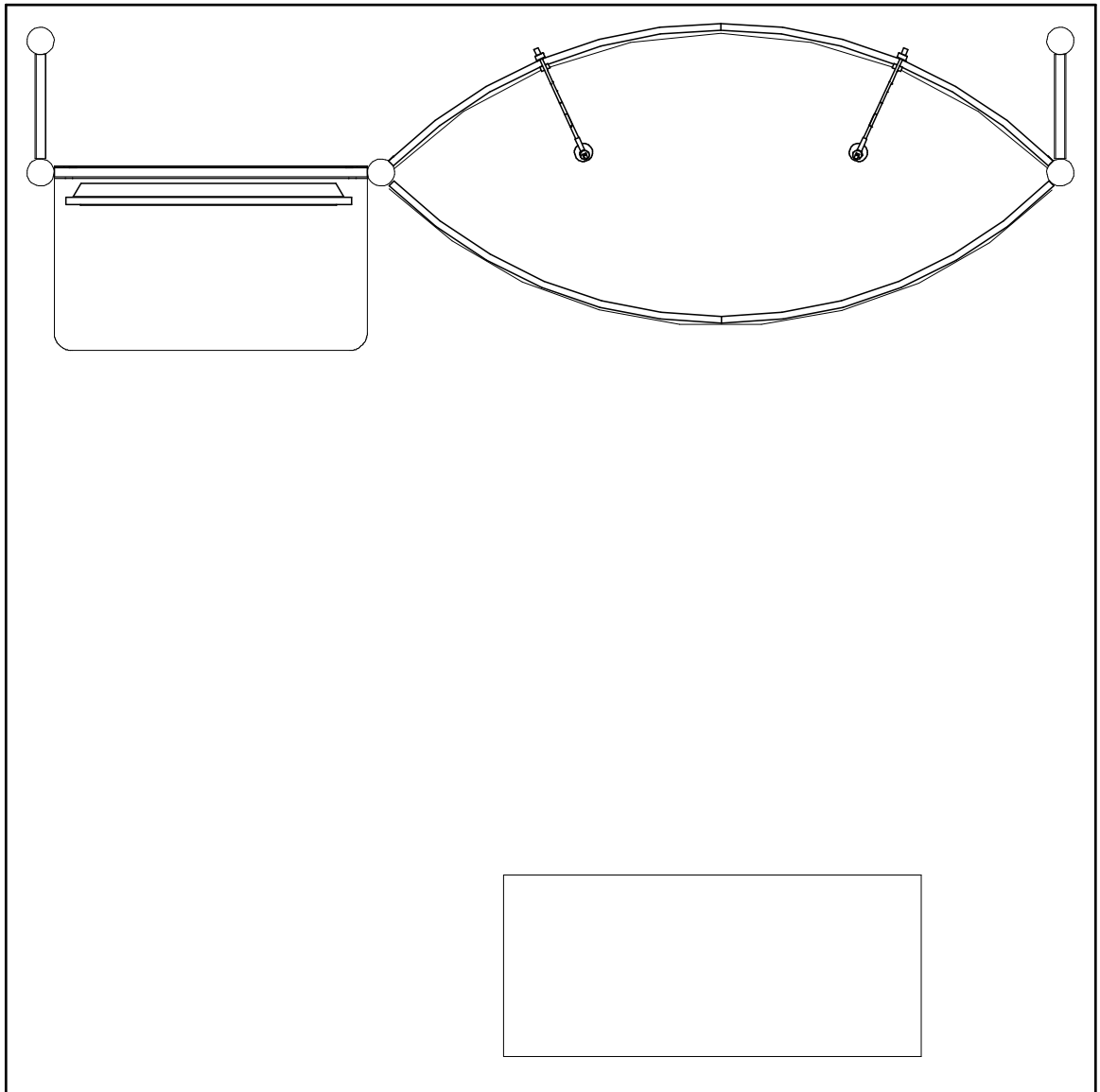
OUR TOTAL WAREHOUSE SOLUTION

PROGRAMS WE OFFER

SUPPLYING 3PL'S SINCE 2010



TRINITY  
PACKAGING SUPPLY



DRAWN BY: LH

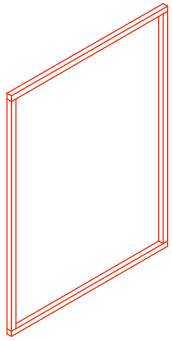
**DESIGN : EV2-MM53**

**DATE: 05/17/17**


**REFERENCE: 10x10**

**© Trussworks 2017**

The designs shown herein are the proprietary property of Trussworks and protected by copyright and other laws. This document is to be maintained in confidence. No portion of the information or design shown herein may be reproduced, electronically or otherwise, nor may any display be made from this design without written consent from Trussworks.



34.5"w x 46"h (2)



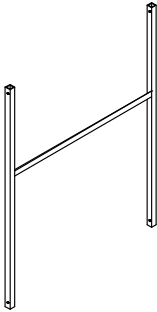
11.5"w x 46"h (4)



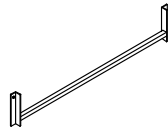
46"h Hyperlite (10)



EZ612 - R5F (2)



34.5\"w Frame TV Mount (1)



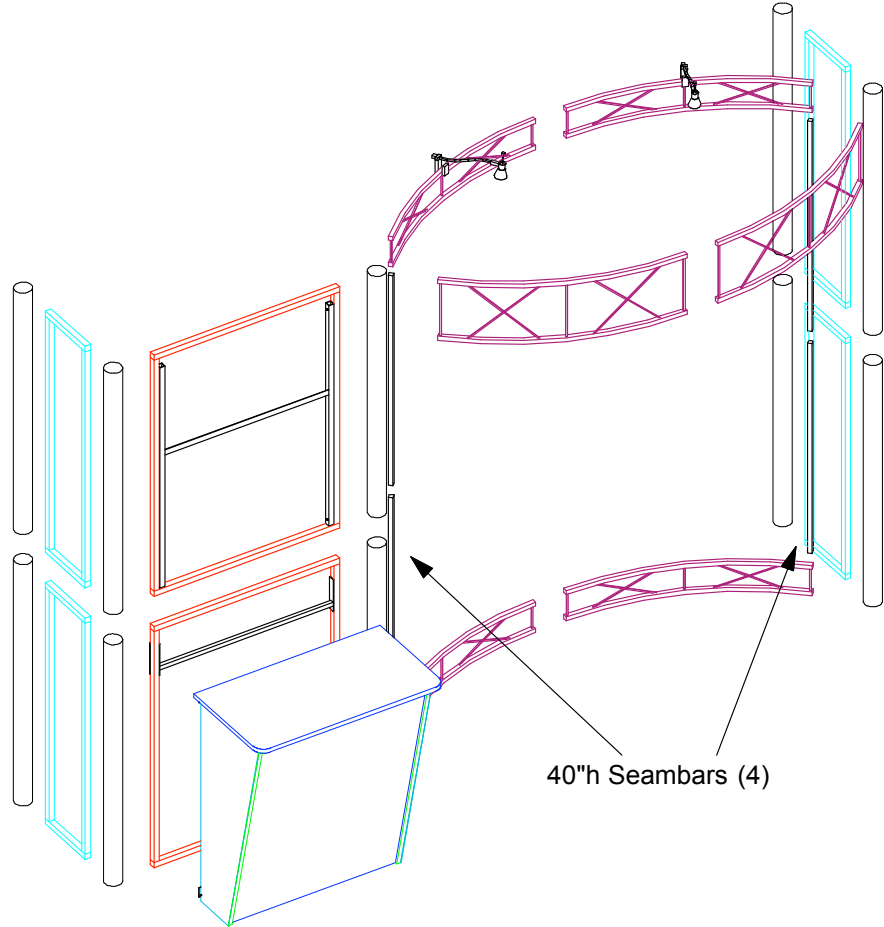
34.5\"w H-frame (1)



EZ6 - R5F (4)



BDLT (2)

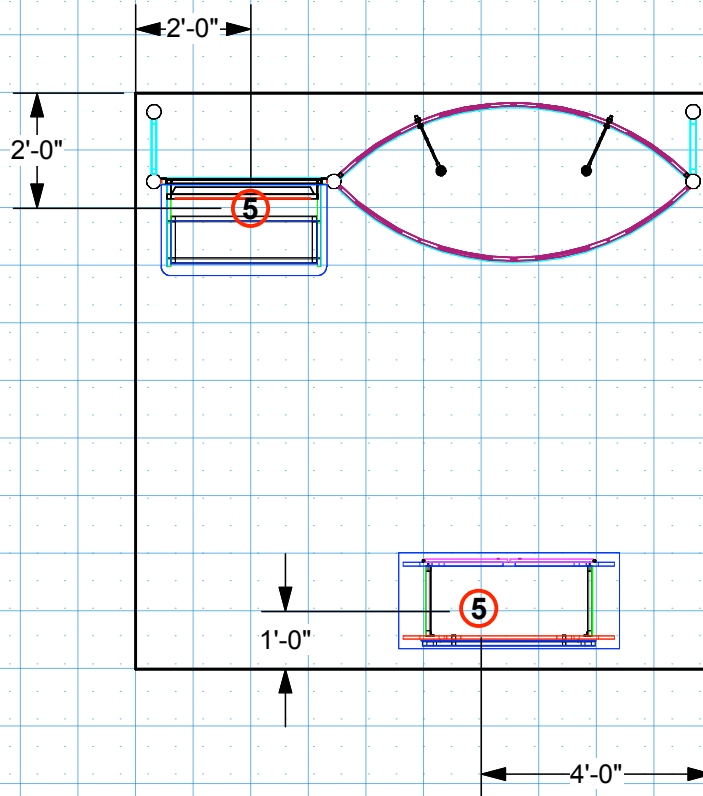


40\"h Seambars (4)

34.5\" Backwall Counter (1)

ADJACENT BOOTH #

ADJACENT BOOTH #



**Electrical Key and Information**

- ⑤ 5 Amps
- ⑩ 10 Amps
- ②① 20 Amps

\* This document shows power requirements for supplied exhibit lighting.  
 If additional power is needed, please mark the locations above using this key.  
 Send with your power order to the show and to your Trussworks account representative.

**Notes**