

EV2 - MM67 • Kit Information

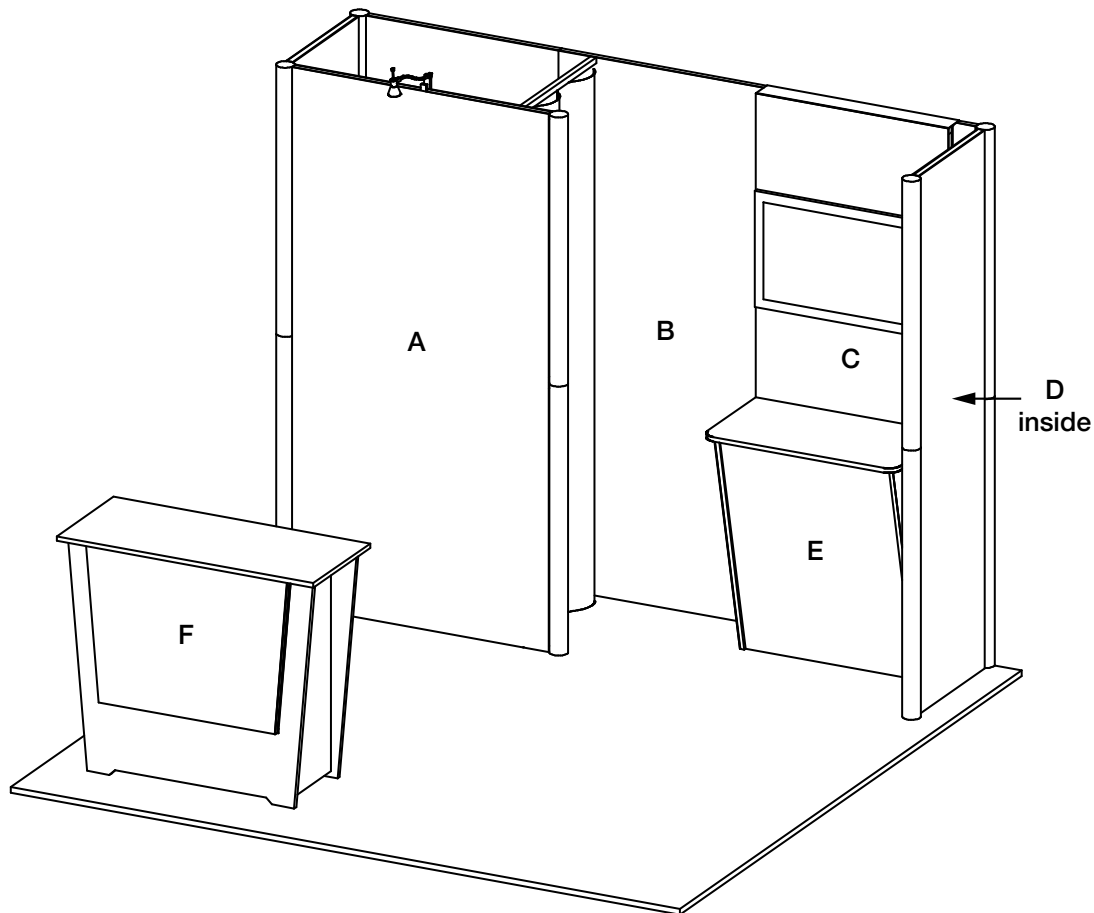
10' x 10' INLINE • Total height 7'8"

KIT AS SHOWN INCLUDES

- (1) "Edge lit" LED adjustable color in-wall monitor mount, accommodates up to 42" w monitor.
Height is not adjustable, position may vary based on your model.
 - (1) Arm light.
 - (1) "EV2" standalone counter, 46" w x 20" d black laminate top, choice of sintra sides or graphics.
 - (1) "EV2" wall counter, 34.5" w x 21" d black laminate top, white laminate sides.
 - (1) Curtain entry to storage area, in choice of standard fabric colors.
- Configuration is reversible left to right.

CHOICE of black, white or gray sintra provided standard for all solid infill walls that do not have graphics, unless described otherwise.

- * White laminate standard for EV2 Wall Counter sides. Front may be choice of sintra colors or printed graphic.
 - White laminate standard for EV2 Standalone Counter front. Sides may be choice of sintra colors or printed rigid graphic.
- Consult your account rep for options. Additional elements, merchandising and graphics are available.



STANDARD GRAPHICS PACKAGE

- A. - (1) 46" w x 92" h, rigid.
- B. - (1) 74.75" w x 92" h, rigid. 34.5" w will be obscured, starting about 4" in from right side edge. 6" at left end will also be obscured.
- C. - (1) 34.5" w x 92" h, rigid. Approximately 40" w will be obscured at bottom. Monitor position may vary based on your model.
- D. - (1) 23" w x 92" h, rigid. (Graphic facing into booth.)
- E. - (1) 42" w x 40" h, standard or backlit graphic front, flexible, fabric or rigid. * White solid alternate.
- F. - (1) 36" w x 26.5" h, rigid. Profile cut, silhouette lit at bottom and sides. Refer to template provided.

KIT PACKAGE PRICING DOES NOT INCLUDE chairs, benches, tables, computers, monitors/cables, and carpet.
Additional elements, merchandising and graphics are available through your account representative.

Please follow our graphic file submission guidelines for all printed elements to avoid resubmission requests and delay.
Allow at least 10 business days for graphic production.



 **VASCO**



 **VASCO**

Enabling Mobile First




 **VASCO**

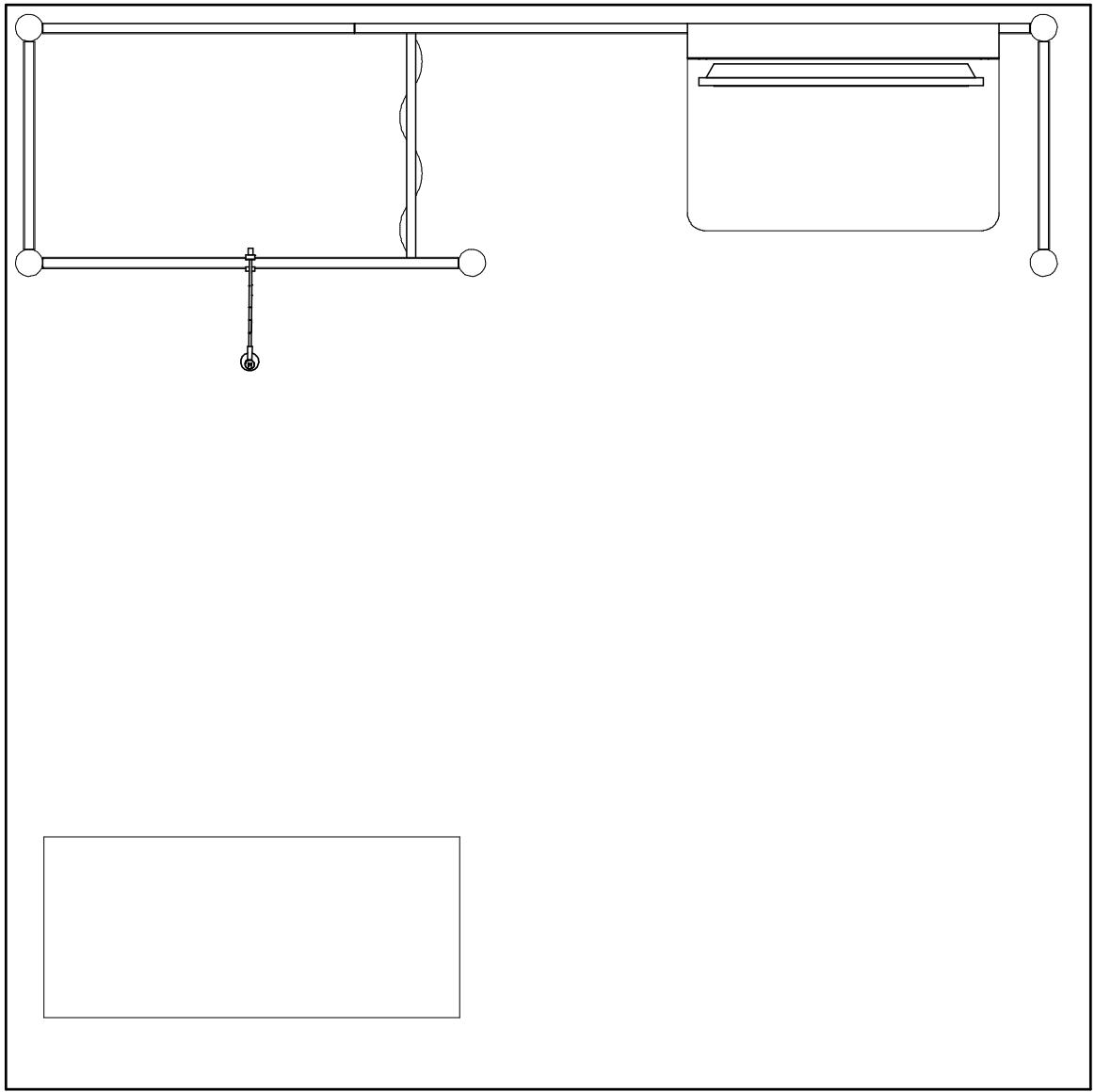


 **VASCO**

Enabling Mobile First







DRAWN BY: LH

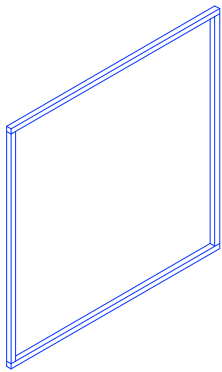
DESIGN : EV2-MM67

DATE: 05/17/17


REFERENCE: 10x10

© Trussworks 2017


The designs shown herein are the proprietary property of Trussworks and protected by copyright and other laws. This document is to be maintained in confidence. No portion of the information or design shown herein may be reproduced, electronically or otherwise, nor may any display be made from this design without written consent from Trussworks.



46"w x 46"h (2)



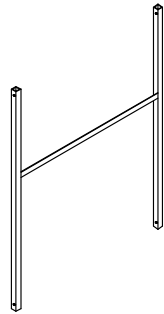
34.5"w x 46"h (6)



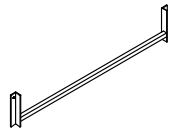
23"w x 46"h (4)



46"h Hyperlite (10)



34.5"w Frame TV Mount (1)

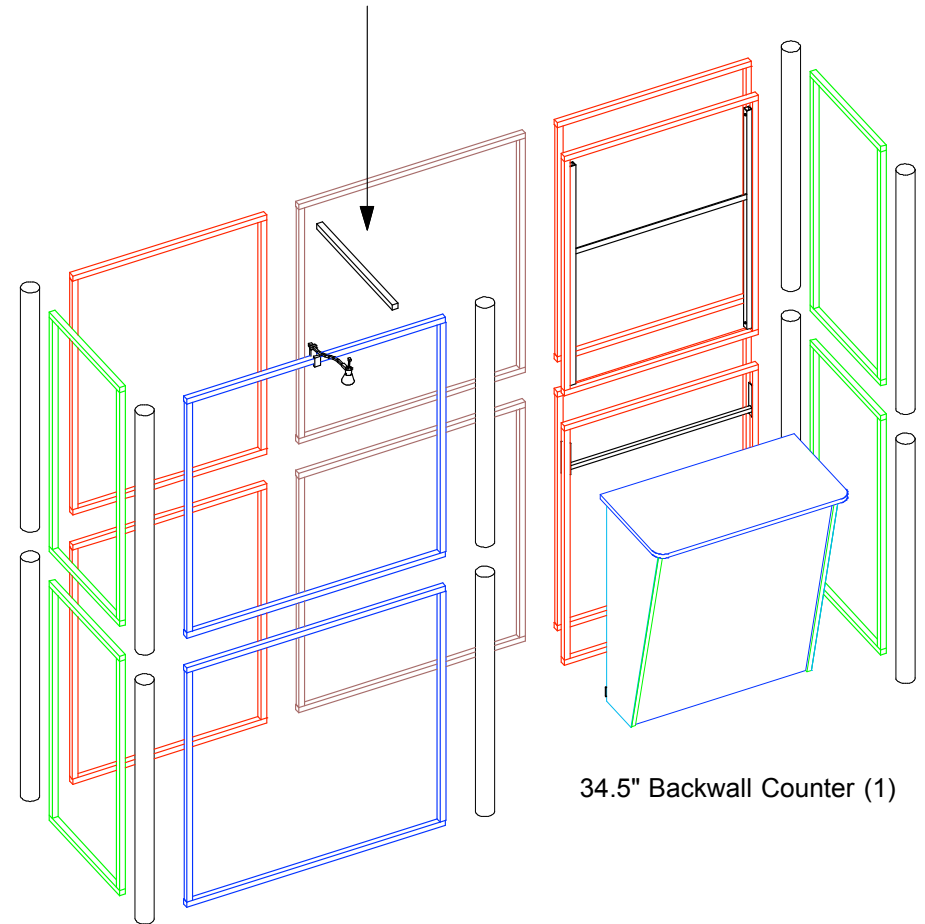


34.5"w H-frame (1)



BDLT (1)

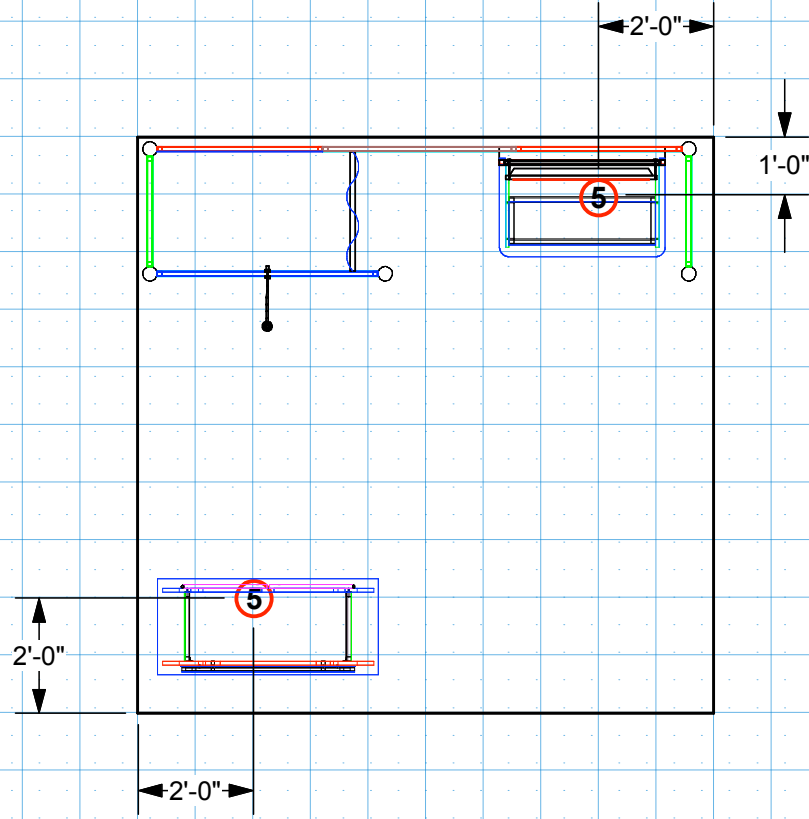
24.75" Curtain tube (1)



34.5" Backwall Counter (1)

ADJACENT BOOTH #

ADJACENT BOOTH #



Electrical Key and Information

- ⑤ 5 Amps
- ⑩ 10 Amps
- ②① 20 Amps

* This document shows power requirements for supplied exhibit lighting.
 If additional power is needed, please mark the locations above using this key.
 Send with your power order to the show and to your Trussworks account representative.

Notes